



## Tioga County Public Health

Health & Human Services Building | 1062 State Route 38, Owego, NY 13827

Phone: 607-687-8600 | Fax: 607-223-7030 | [ph.tiogacountyny.gov](http://ph.tiogacountyny.gov)  
Heather Vroman, MPH, MEd., Public Health Director



### HEALTH & HUMAN SERVICES COMMITTEE – PUBLIC HEALTH

TUESDAY, MAY 6, 2025

8:30 A.M.

#### FINANCIAL:

- 2025 Update

#### OLD BUSINESS:

- None

#### NEW BUSINESS:

- Agency Report April 2025

#### PERSONNEL:

- Kylie Holochak, Public Health Project Coordinator, Promoted, Effective March 24, 2025
- Laura Bennett, Senior Public Health Educator, Promoted, Effective April 7, 2025

#### RESOLUTIONS:

- Authorization to Apply for Grant (MFT)
- Amend Budget & Appropriate Funds (VFCU Grant)
- Approve Contract Renewal (Preschool Transportation)

#### PROCLAMATIONS:

- American Stroke Month in Tioga County

#### ADJOURNMENT:



## Tioga County Public Health

Health & Human Services Building | 1062 State Route 38, Owego, NY 13827

Phone: 607-687-8600 | Fax: 607-223-7030 | [ph.tiogacountyny.gov](http://ph.tiogacountyny.gov)

Heather Vroman, MPH, MEd., Public Health Director



### INTERNAL MEMO

---

**TO:** William H. Standinger, III; Chair, HHS Committee  
**FROM:** Heather Vroman, MPH, MEd.; Public Health Director  
**CC:** Marte Sauerbrey; Chair, Tioga County Legislature  
**DATE:** May 6, 2025  
**RE:** Health & Human Services Meeting May 6, 2025

Attached are Public Health's materials for the Health & Human Services Committee meeting.

- Financial:
  - 2025 Update
- Agency Report April 2025
- Resolutions:
  - Authorization to Apply for Grant (MFT)
  - Amend Budget & Appropriate Funds (VFCU Grant)
  - Approve Contract Renewal (Preschool Transportation)
- Proclamation:
  - American Stroke Month in Tioga County



# TIOGA COUNTY, NEW YORK

## Tioga County YEAR-TO-DATE BUDGET REPORT

FOR 2025 04

|   | ORIGINAL<br>APPROP | TRANFRS/<br>ADJSTMTS | REVISED<br>BUDGET | YTD ACTUAL        | ENCUMBRANCES      | AVAILABLE<br>BUDGET | PCT<br>USE/COL |
|---|--------------------|----------------------|-------------------|-------------------|-------------------|---------------------|----------------|
| <b>A General Fund</b>                     |                    |                      |                   |                   |                   |                     |                |
| <b>A2960 Handicapped Education</b>        |                    |                      |                   |                   |                   |                     |                |
| A2960 416050 Fees - Handicapped           | -605,000           | 0                    | -605,000          | .00               | .00               | -605,000.00         | .0%*           |
| A2960 434600 State Aid-Handicap           | -2,018,000         | 0                    | -2,018,000        | .00               | .00               | -2,018,000.00       | .0%*           |
| A2960 540590 Services Rendered            | 3,200,000          | -2,000               | 3,198,000         | 323,031.78        | 728,560.89        | 2,146,407.33        | 32.9%          |
| A2960 540620 Software Expense             | 7,000              | 0                    | 7,000             | .00               | .00               | 7,000.00            | .0%            |
| A2960 540710 Transport/Handicap           | 850,000            | 0                    | 850,000           | 74,227.17         | 134,703.13        | 641,069.70          | 24.6%          |
| <b>TOTAL Handicapped Education</b>        | <b>1,434,000</b>   | <b>-2,000</b>        | <b>1,432,000</b>  | <b>397,258.95</b> | <b>863,264.02</b> | <b>171,477.03</b>   | <b>88.0%</b>   |
| <b>A4011 Public Health Administration</b> |                    |                      |                   |                   |                   |                     |                |
| A4011 434010 State Aid-Public H           | -839,933           | -20,286              | -860,219          | .00               | .00               | -860,219.00         | .0%*           |
| A4011 444010 MRC Federal Aid-Pub          | 0                  | -6,600               | -6,600            | .00               | .00               | -6,600.00           | .0%*           |
| A4011 444010 SPHIW Federal Aid-P          | 0                  | -129,134             | -129,134          | .00               | .00               | -129,134.16         | .0%*           |
| A4011 510010 Full Time                    | 1,663,860          | 0                    | 1,663,860         | 441,308.68        | .00               | 1,222,551.32        | 26.5%          |
| A4011 510020 Part Time/Temporar           | 179,509            | 0                    | 179,509           | 29,919.51         | .00               | 149,589.77          | 16.7%          |
| A4011 510030 Overtime Pay Only            | 0                  | 0                    | 0                 | 193.10            | .00               | -193.10             | 100.0%*        |
| A4011 510050 All Other(On Call,           | 22,810             | 0                    | 22,810            | 8,780.94          | .00               | 14,029.06           | 38.5%          |
| A4011 510050 SPHIW All Other-SPH          | 0                  | 108,850              | 108,850           | 108,850.00        | .00               | .00                 | 100.0%         |
| A4011 520090 Computer                     | 25,000             | 0                    | 25,000            | 1,634.96          | .00               | 23,365.04           | 6.5%           |
| A4011 520130 Equipment (Not Car           | 3,000              | 0                    | 3,000             | .00               | .00               | 3,000.00            | .0%            |
| A4011 520200 Office Equipment             | 2,000              | 0                    | 2,000             | 614.59            | .00               | 1,385.41            | 30.7%          |
| A4011 530100 Data Processing              | 85,984             | 0                    | 85,984            | .00               | .00               | 85,984.00           | .0%            |
| A4011 530300 Legal                        | 12,557             | 0                    | 12,557            | .00               | .00               | 12,557.00           | .0%            |
| A4011 530551 Maintenance in Lie           | 88,380             | 0                    | 88,380            | .00               | .00               | 88,380.00           | .0%            |
| A4011 540010 Advertising                  | 4,000              | 0                    | 4,000             | 1,762.95          | .00               | 2,237.05            | 44.1%          |
| A4011 540040 Books                        | 1,500              | 0                    | 1,500             | .00               | .00               | 1,500.00            | .0%            |
| A4011 540070 Car Maintenance              | 4,458              | 0                    | 4,458             | 285.16            | .00               | 4,172.84            | 6.4%           |
| A4011 540120 Consulting Fees              | 12,000             | 0                    | 12,000            | 1,450.00          | .00               | 10,550.00           | 12.1%          |
| A4011 540180 Dues                         | 23,405             | -7,300               | 16,105            | 3,500.77          | .00               | 12,604.23           | 21.7%          |
| A4011 540190 Education Reimburs           | 2,000              | 0                    | 2,000             | .00               | .00               | 2,000.00            | .0%            |
| A4011 540210 Garbage Disposal             | 1,000              | 0                    | 1,000             | 138.83            | 511.17            | 350.00              | 65.0%          |
| A4011 540220 Automobile Fuel              | 1,000              | 0                    | 1,000             | 41.09             | 60.01             | 898.90              | 10.1%          |
| A4011 540270 Insurance-Liabilit           | 38,000             | -4,264               | 33,736            | 33,736.33         | .00               | .00                 | 100.0%         |
| A4011 540320 Leased/Service Equ           | 4,000              | 0                    | 4,000             | 834.59            | 2,038.78          | 1,126.63            | 71.8%          |
| A4011 540330 Legal Fees                   | 50                 | 0                    | 50                | .00               | .00               | 50.00               | .0%            |



# TIOGA COUNTY, NEW YORK

## Tioga County YEAR-TO-DATE BUDGET REPORT

FOR 2025 04

|   | ORIGINAL<br>APPROP | TRANFRS/<br>ADJSTMTS | REVISED<br>BUDGET | YTD ACTUAL        | ENCUMBRANCES    | AVAILABLE<br>BUDGET | PCT<br>USE/COL |
|---|--------------------|----------------------|-------------------|-------------------|-----------------|---------------------|----------------|
| A4011 540340 Literature                   | 50                 | 0                    | 50                | .00               | .00             | 50.00               | .0%            |
| A4011 540360 Meals/Food                   | 2,400              | 0                    | 2,400             | 540.49            | .00             | 1,859.51            | 22.5%          |
| A4011 540390 Mileage Expense              | 15                 | 0                    | 15                | .00               | .00             | 15.00               | .0%            |
| A4011 540420 Office Supplies              | 7,232              | 0                    | 7,232             | 1,034.07          | .00             | 6,197.93            | 14.3%          |
| A4011 540480 Postage                      | 1,200              | 0                    | 1,200             | 612.59            | .00             | 587.41              | 51.0%          |
| A4011 540485 Printing/Paper               | 3,000              | 0                    | 3,000             | 177.98            | .00             | 2,822.02            | 5.9%           |
| A4011 540487 Program Expense              | 15,000             | 17,286               | 32,286            | 200.48            | 36.00           | 32,049.52           | .7%            |
| A4011 540487 MRC Program Expense          | 0                  | 12,100               | 12,100            | 500.50            | .00             | 11,599.50           | 4.1%           |
| A4011 540487 SPHIW Program Expen          | 0                  | 11,957               | 11,957            | 4,048.36          | 117.19          | 7,791.61            | 34.8%          |
| A4011 540540 Reimbursements               | 250                | 0                    | 250               | .00               | .00             | 250.00              | .0%            |
| A4011 540581 Security Systems &           | 27,500             | 0                    | 27,500            | 7,450.60          | 1,114.35        | 18,935.05           | 31.1%          |
| A4011 540620 Software Expense             | 10,552             | 7,300                | 17,852            | 2,946.59          | 2,700.00        | 12,205.41           | 31.6%          |
| A4011 540660 Telephone                    | 7,505              | 0                    | 7,505             | 352.58            | .00             | 7,152.42            | 4.7%           |
| A4011 540733 Training/All Other           | 5,000              | 3,000                | 8,000             | 6,415.39          | .00             | 1,584.61            | 80.2%          |
| A4011 581088 State Retirement F           | 180,093            | 0                    | 180,093           | 52,704.09         | .00             | 127,388.91          | 29.3%          |
| A4011 583088 Social Security Fr           | 132,585            | 0                    | 132,585           | 39,377.21         | .00             | 93,207.79           | 29.7%          |
| A4011 583088 SPHIW Social Securi          | 0                  | 8,327                | 8,327             | 8,327.05          | .00             | -.05                | 100.0%*        |
| A4011 584088 Workers Compensati           | 32,265             | 0                    | 32,265            | 10,834.34         | .00             | 21,430.66           | 33.6%          |
| A4011 585588 Disability Insuran           | 1,632              | 0                    | 1,632             | 497.28            | .00             | 1,134.72            | 30.5%          |
| A4011 586088 Health Insurance F           | 511,844            | 0                    | 511,844           | 196,030.21        | .00             | 315,813.79          | 38.3%          |
| A4011 588988 EAP Fringe                   | 416                | 0                    | 416               | 142.78            | .00             | 273.22              | 34.3%          |
| <b>TOTAL Public Health Administration</b> | <b>2,273,119</b>   | <b>1,236</b>         | <b>2,274,356</b>  | <b>965,244.09</b> | <b>6,577.50</b> | <b>1,302,534.02</b> | <b>42.7%</b>   |
| <b>A4044 Early Intervention</b>           |                    |                      |                   |                   |                 |                     |                |
| A4044 416107 Early Intervention           | -45,000            | 0                    | -45,000           | -5,765.40         | .00             | -39,234.60          | 12.8%*         |
| A4044 434023 State Aid- Early I           | -133,170           | 0                    | -133,170          | -18,413.57        | .00             | -114,756.43         | 13.8%*         |
| A4044 434601 State Aid- Handica           | -16,800            | 0                    | -16,800           | .00               | .00             | -16,800.00          | .0%*           |
| A4044 520130 Equipment (Not Car           | 3,000              | 0                    | 3,000             | .00               | .00             | 3,000.00            | .0%            |
| A4044 540010 Advertising                  | 100                | 0                    | 100               | .00               | .00             | 100.00              | .0%            |
| A4044 540180 Dues                         | 4,300              | 0                    | 4,300             | 2,362.50          | .00             | 1,937.50            | 54.9%          |
| A4044 540190 Education Reimburs           | 10                 | 0                    | 10                | .00               | .00             | 10.00               | .0%            |
| A4044 540220 Automobile Fuel              | 1,000              | 0                    | 1,000             | 192.41            | 48.84           | 758.75              | 24.1%          |
| A4044 540444 Permits, Fees, Ins           | 553                | 0                    | 553               | .00               | .00             | 553.00              | .0%            |
| A4044 540480 Postage                      | 1,000              | 0                    | 1,000             | 167.60            | .00             | 832.40              | 16.8%          |
| A4044 540485 Printing/Paper               | 1,800              | 0                    | 1,800             | .00               | .00             | 1,800.00            | .0%            |
| A4044 540487 Program Expense              | 195,000            | 0                    | 195,000           | 22,725.51         | .00             | 172,274.49          | 11.7%          |
| A4044 540590 Services Rendered            | 4,000              | 0                    | 4,000             | 900.00            | 700.00          | 2,400.00            | 40.0%          |
| A4044 540620 Software Expense             | 7,000              | 0                    | 7,000             | 1,996.00          | 3,992.00        | 1,012.00            | 85.5%          |
| A4044 540640 Supplies (Not Offi           | 4,000              | 0                    | 4,000             | 349.01            | .00             | 3,650.99            | 8.7%           |
| A4044 540660 Telephone                    | 1,717              | 0                    | 1,717             | 161.34            | .00             | 1,555.66            | 9.4%           |



# TIOGA COUNTY, NEW YORK

## Tioga County YEAR-TO-DATE BUDGET REPORT

FOR 2025 04

|                                  | ORIGINAL<br>APPROP | TRANFRS/<br>ADJSTMTS | REVISED<br>BUDGET | YTD ACTUAL       | ENCUMBRANCES     | AVAILABLE<br>BUDGET | PCT<br>USE/COL |
|----------------------------------|--------------------|----------------------|-------------------|------------------|------------------|---------------------|----------------|
| A4044 540670 Therapeutic         | 4,000              | 0                    | 4,000             | .00              | .00              | 4,000.00            | .0%            |
| A4044 540710 Transport/Handicap  | 1,000              | 0                    | 1,000             | 402.00           | 57.80            | 540.20              | 46.0%          |
| A4044 540733 Training/All Other  | 3,500              | 0                    | 3,500             | 152.00           | 154.00           | 3,194.00            | 8.7%           |
| <b>TOTAL Early Intervention</b>  | <b>37,010</b>      | <b>0</b>             | <b>37,010</b>     | <b>5,229.40</b>  | <b>4,952.64</b>  | <b>26,827.96</b>    | <b>27.5%</b>   |
| <b>A4053 Community Health</b>    |                    |                      |                   |                  |                  |                     |                |
| A4053 416101 Community Health C  | -1,200             | 0                    | -1,200            | -112.49          | .00              | -1,087.51           | 9.4%*          |
| A4053 422800 ASAP Health Service | 0                  | -115,273             | -115,273          | -6,342.64        | .00              | -108,930.24         | 5.5%*          |
| A4053 422800 CFCS Health Service | 0                  | -456                 | -456              | -456.43          | .00              | .00                 | 100.0%         |
| A4053 422800 CHSC Health Service | 0                  | -57,484              | -57,484           | .00              | .00              | -57,483.94          | .0%*           |
| A4053 422800 CPIA Health Service | 0                  | -1,014               | -1,014            | .00              | .00              | -1,013.59           | .0%*           |
| A4053 422800 DFC Health Services | 0                  | -88,479              | -88,479           | -16,589.42       | .00              | -71,889.26          | 18.7%*         |
| A4053 422800 LEAD Health Service | 0                  | -20,000              | -20,000           | .00              | .00              | -20,000.00          | .0%*           |
| A4053 422800 STOP Health Service | 0                  | -49,480              | -49,480           | -12,446.54       | .00              | -37,033.12          | 25.2%*         |
| A4053 434011 State Aid-Communit  | -143,275           | 0                    | -143,275          | .00              | .00              | -143,275.00         | .0%*           |
| A4053 434011 JUUL State Aid-Prev | 0                  | -323,674             | -323,674          | .00              | .00              | -323,674.26         | .0%*           |
| A4053 540010 Advertising         | 40,000             | 0                    | 40,000            | 6,002.15         | 14,731.56        | 19,266.29           | 51.8%          |
| A4053 540180 Dues                | 375                | 0                    | 375               | .00              | .00              | 375.00              | .0%            |
| A4053 540220 Automobile Fuel     | 200                | 0                    | 200               | 74.50            | 74.74            | 50.76               | 74.6%          |
| A4053 540440 Other Awards        | 300                | 0                    | 300               | .00              | .00              | 300.00              | .0%            |
| A4053 540480 Postage             | 1,000              | 0                    | 1,000             | 196.23           | .00              | 803.77              | 19.6%          |
| A4053 540485 Printing/Paper      | 10,000             | 0                    | 10,000            | 2,787.24         | .00              | 7,212.76            | 27.9%          |
| A4053 540487 Program Expense     | 1,500              | 0                    | 1,500             | .00              | .00              | 1,500.00            | .0%            |
| A4053 540487 ASAP Program Expens | 0                  | 115,273              | 115,273           | 12,123.11        | 3,159.44         | 99,990.33           | 13.3%          |
| A4053 540487 DFC Program Expense | 0                  | 88,479               | 88,479            | 6,811.35         | 9,333.00         | 72,334.33           | 18.2%          |
| A4053 540487 JUUL Program Expens | 0                  | 323,674              | 323,674           | .00              | .00              | 323,674.26          | .0%            |
| A4053 540487 STOP Program Expens | 0                  | 49,480               | 49,480            | 5,757.31         | 3,500.00         | 40,222.35           | 18.7%          |
| A4053 540590 Services Rendered   | 1,000              | 0                    | 1,000             | .00              | .00              | 1,000.00            | .0%            |
| A4053 540640 Supplies (Not offi  | 7,500              | 0                    | 7,500             | 528.56           | .00              | 6,971.44            | 7.0%           |
| A4053 540640 CFCS Supplies (Not  | 0                  | 456                  | 456               | 227.98           | .00              | 228.45              | 49.9%          |
| A4053 540640 CHSC Supplies (Not  | 0                  | 57,484               | 57,484            | 28,655.91        | .00              | 28,828.03           | 49.9%          |
| A4053 540640 CPIA Supplies (Not  | 0                  | 1,014                | 1,014             | 1,013.59         | .00              | .00                 | 100.0%         |
| A4053 540640 LEAD Supplies (Not  | 0                  | 25,000               | 25,000            | 2,125.50         | .00              | 22,874.50           | 8.5%           |
| A4053 540660 Telephone           | 2,425              | 0                    | 2,425             | 321.52           | .00              | 2,103.48            | 13.3%          |
| A4053 540733 Training/All other  | 5,000              | 0                    | 5,000             | 1,897.36         | .00              | 3,102.64            | 37.9%          |
| <b>TOTAL Community Health</b>    | <b>-75,175</b>     | <b>5,000</b>         | <b>-70,175</b>    | <b>32,574.79</b> | <b>30,798.74</b> | <b>-133,548.53</b>  | <b>-90.3%</b>  |
| <b>A4064 Dental Health</b>       |                    |                      |                   |                  |                  |                     |                |
| A4064 416102 Dental Van Fees     | -130,000           | 0                    | -130,000          | -40,232.65       | .00              | -89,767.35          | 30.9%*         |



# TIOGA COUNTY, NEW YORK

## Tioga County YEAR-TO-DATE BUDGET REPORT

FOR 2025 04

|  | ORIGINAL<br>APPROP | TRANFRS/<br>ADJSTMTS | REVISED<br>BUDGET | YTD ACTUAL        | ENCUMBRANCES    | AVAILABLE<br>BUDGET | PCT<br>USE/COL |
|--|--------------------|----------------------|-------------------|-------------------|-----------------|---------------------|----------------|
| A4064 422800 Dental Grants                   | 0                  | -25,000              | -25,000           | -25,000.00        | .00             | .00                 | 100.0%         |
| A4064 520130 Equipment (Not Car              | 17,000             | 25,000               | 42,000            | 990.35            | 5,572.17        | 35,437.48           | 15.6%          |
| A4064 540010 Advertising                     | 750                | 0                    | 750               | 213.63            | .00             | 536.37              | 28.5%          |
| A4064 540070 Car Maintenance                 | 5,500              | 0                    | 5,500             | 966.37            | .00             | 4,533.63            | 17.6%          |
| A4064 540080 Clinic Supplies                 | 22,000             | 0                    | 22,000            | 4,213.86          | .00             | 17,786.14           | 19.2%          |
| A4064 540220 Automobile Fuel                 | 500                | 0                    | 500               | 127.22            | 33.54           | 339.24              | 32.2%          |
| A4064 540444 Permits, Fees, Ins              | 553                | 0                    | 553               | .00               | .00             | 553.00              | .0%            |
| A4064 540480 Postage                         | 600                | 0                    | 600               | 152.83            | .00             | 447.17              | 25.5%          |
| A4064 540485 Printing/Paper                  | 750                | 0                    | 750               | 26.34             | .00             | 723.66              | 3.5%           |
| A4064 540487 Program Expense                 | 14,000             | 0                    | 14,000            | 2,254.80          | 830.00          | 10,915.20           | 22.0%          |
| A4064 540620 Software Expense                | 1,000              | 0                    | 1,000             | .00               | .00             | 1,000.00            | .0%            |
| A4064 540640 Supplies (Not Offi              | 500                | 0                    | 500               | 85.52             | .00             | 414.48              | 17.1%          |
| A4064 540660 Telephone                       | 1,250              | 0                    | 1,250             | 59.05             | .00             | 1,190.95            | 4.7%           |
| A4064 540733 Training/All other              | 2,500              | 0                    | 2,500             | .00               | .00             | 2,500.00            | .0%            |
| <b>TOTAL Dental Health</b>                   | <b>-63,097</b>     | <b>0</b>             | <b>-63,097</b>    | <b>-56,142.68</b> | <b>6,435.71</b> | <b>-13,390.03</b>   | <b>78.8%</b>   |
| <b>A4070 Child Health &amp; Surveillance</b> |                    |                      |                   |                   |                 |                     |                |
| A4070 434820 State Aid-Disease               | -169,343           | 0                    | -169,343          | .00               | .00             | -169,343.00         | .0%*           |
| A4070 540080 Clinic Supplies                 | 10,000             | 0                    | 10,000            | 117.98            | 559.52          | 9,322.50            | 6.8%           |
| A4070 540140 Contracting Servic              | 50,000             | 0                    | 50,000            | 3,008.44          | 3,710.00        | 43,281.56           | 13.4%          |
| A4070 540220 Automobile Fuel                 | 405                | 0                    | 405               | .00               | .00             | 405.00              | .0%            |
| A4070 540370 Medical Expense                 | 5,000              | 0                    | 5,000             | .00               | .00             | 5,000.00            | .0%            |
| A4070 540444 Permits, Fees, Ins              | 553                | 0                    | 553               | .00               | .00             | 553.00              | .0%            |
| A4070 540480 Postage                         | 1,900              | 0                    | 1,900             | .00               | .00             | 1,900.00            | .0%            |
| A4070 540485 Printing/Paper                  | 1,900              | 0                    | 1,900             | 39.00             | .00             | 1,861.00            | 2.1%           |
| A4070 540487 Program Expense                 | 2,500              | 0                    | 2,500             | .00               | .00             | 2,500.00            | .0%            |
| A4070 540590 Services Rendered               | 2,560              | 0                    | 2,560             | .00               | .00             | 2,560.00            | .0%            |
| A4070 540595 Services Rendered(              | 1,500              | 0                    | 1,500             | .00               | .00             | 1,500.00            | .0%            |
| A4070 540640 Supplies (Not Offi              | 5,200              | 0                    | 5,200             | .00               | .00             | 5,200.00            | .0%            |
| A4070 540660 Telephone                       | 1,000              | 0                    | 1,000             | .00               | .00             | 1,000.00            | .0%            |
| A4070 540733 Training/All other              | 6,500              | 0                    | 6,500             | 30.00             | .00             | 6,470.00            | .5%            |
| <b>TOTAL Child Health &amp; Surveillance</b> | <b>-80,325</b>     | <b>0</b>             | <b>-80,325</b>    | <b>3,195.42</b>   | <b>4,269.52</b> | <b>-87,789.94</b>   | <b>-9.3%</b>   |
| <b>A4090 Environmental Health</b>            |                    |                      |                   |                   |                 |                     |                |
| A4090 416010 Public Health Fees              | -116,750           | 0                    | -116,750          | -41,992.00        | .00             | -74,758.00          | 36.0%*         |
| A4090 434500 WELL State Aid-Publ             | 0                  | -13,850              | -13,850           | .00               | .00             | -13,850.00          | .0%*           |



# TIOGA COUNTY, NEW YORK

## Tioga County YEAR-TO-DATE BUDGET REPORT

FOR 2025 04

|   | ORIGINAL APPROP   | TRANFRS/ADJSTMTS | REVISED BUDGET    | YTD ACTUAL          | ENCUMBRANCES      | AVAILABLE BUDGET     | PCT USE/COL  |
|---|-------------------|------------------|-------------------|---------------------|-------------------|----------------------|--------------|
| A4090 434640 State Aid-Environm             | -255,336          | 0                | -255,336          | .00                 | .00               | -255,336.00          | .0%*         |
| A4090 520130 Equipment (Not Car             | 2,000             | 0                | 2,000             | .00                 | .00               | 2,000.00             | .0%          |
| A4090 540010 Advertising                    | 700               | 0                | 700               | 199.99              | .00               | 500.01               | 28.6%        |
| A4090 540040 Books                          | 10                | 0                | 10                | .00                 | .00               | 10.00                | .0%          |
| A4090 540080 Clinic Supplies                | 10,000            | 0                | 10,000            | 1,529.39            | .00               | 8,470.61             | 15.3%        |
| A4090 540140 Contracting Servic             | 40,000            | 0                | 40,000            | 2,390.00            | 17,610.00         | 20,000.00            | 50.0%        |
| A4090 540180 Dues                           | 1,065             | 0                | 1,065             | .00                 | .00               | 1,065.00             | .0%          |
| A4090 540220 Automobile Fuel                | 5,000             | 0                | 5,000             | 639.19              | 115.28            | 4,245.53             | 15.1%        |
| A4090 540330 Legal Fees                     | 2,500             | 0                | 2,500             | .00                 | .00               | 2,500.00             | .0%          |
| A4090 540360 Meals/Food                     | 20                | 0                | 20                | .00                 | .00               | 20.00                | .0%          |
| A4090 540390 Mileage Expense                | 20                | 0                | 20                | .00                 | .00               | 20.00                | .0%          |
| A4090 540480 Postage                        | 1,600             | 0                | 1,600             | 382.04              | .00               | 1,217.96             | 23.9%        |
| A4090 540485 Printing/Paper                 | 100               | 0                | 100               | .00                 | .00               | 100.00               | .0%          |
| A4090 540487 Program Expense                | 44,000            | 0                | 44,000            | 7,560.36            | 4,493.91          | 31,945.73            | 27.4%        |
| A4090 540590 Services Rendered              | 3,000             | 0                | 3,000             | 653.26              | .00               | 2,346.74             | 21.8%        |
| A4090 540595 WELL Services Rende            | 0                 | 13,850           | 13,850            | 3,750.35            | 963.00            | 9,136.65             | 34.0%        |
| A4090 540640 Supplies (Not Offi             | 11,750            | 0                | 11,750            | 412.64              | .00               | 11,337.36            | 3.5%         |
| A4090 540660 Telephone                      | 3,321             | 0                | 3,321             | 830.17              | .00               | 2,490.83             | 25.0%        |
| A4090 540733 Training/All other             | 7,000             | 0                | 7,000             | 1,438.00            | 326.00            | 5,236.00             | 25.2%        |
| <b>TOTAL Environmental Health</b>           | <b>-240,000</b>   | <b>0</b>         | <b>-240,000</b>   | <b>-22,206.61</b>   | <b>23,508.19</b>  | <b>-241,301.58</b>   | <b>- .5%</b> |
| <b>A6610 Sealer Of weights And Measures</b> |                   |                  |                   |                     |                   |                      |              |
| A6610 419620 Sealer of weights              | -10,500           | 0                | -10,500           | -300.00             | .00               | -10,200.00           | 2.9%*        |
| A6610 435890 State Aid-Octane T             | -600              | 0                | -600              | .00                 | .00               | -600.00              | .0%*         |
| A6610 510020 Part Time/Temporar             | 17,828            | 0                | 17,828            | 5,327.87            | .00               | 12,500.13            | 29.9%        |
| A6610 520130 Equipment (Not Car             | 500               | 0                | 500               | .00                 | .00               | 500.00               | .0%          |
| A6610 540040 Books                          | 250               | 0                | 250               | .00                 | .00               | 250.00               | .0%          |
| A6610 540180 Dues                           | 25                | 0                | 25                | .00                 | .00               | 25.00                | .0%          |
| A6610 540220 Automobile Fuel                | 520               | 0                | 520               | 61.04               | 32.14             | 426.82               | 17.9%        |
| A6610 540480 Postage                        | 100               | 0                | 100               | .00                 | .00               | 100.00               | .0%          |
| A6610 540590 Services Rendered              | 100               | 0                | 100               | .00                 | .00               | 100.00               | .0%          |
| A6610 540640 Supplies (Not Offi             | 135               | 0                | 135               | .00                 | .00               | 135.00               | .0%          |
| A6610 540733 Training/All other             | 50                | 0                | 50                | .00                 | .00               | 50.00                | .0%          |
| A6610 583088 Social Security Fr             | 1,318             | 0                | 1,318             | 467.90              | .00               | 850.10               | 35.5%        |
| A6610 584088 Workers Compensati             | 1,195             | 0                | 1,195             | 402.93              | .00               | 792.07               | 33.7%        |
| A6610 588988 Eap Fringe                     | 16                | 0                | 16                | 5.31                | .00               | 10.69                | 33.2%        |
| <b>TOTAL Sealer of weights And Measures</b> | <b>10,937</b>     | <b>0</b>         | <b>10,937</b>     | <b>5,965.05</b>     | <b>32.14</b>      | <b>4,939.81</b>      | <b>54.8%</b> |
| <b>TOTAL General Fund</b>                   | <b>3,296,469</b>  | <b>4,236</b>     | <b>3,300,706</b>  | <b>1,331,118.41</b> | <b>939,838.46</b> | <b>1,029,748.74</b>  | <b>68.8%</b> |
| <b>TOTAL REVENUES</b>                       | <b>-4,484,907</b> | <b>-850,730</b>  | <b>-5,335,637</b> | <b>-167,651.14</b>  | <b>.00</b>        | <b>-5,167,985.46</b> |              |
| <b>TOTAL EXPENSES</b>                       | <b>7,781,376</b>  | <b>854,966</b>   | <b>8,636,342</b>  | <b>1,498,769.55</b> | <b>939,838.46</b> | <b>6,197,734.20</b>  |              |



Tioga County
YEAR-TO-DATE BUDGET REPORT

FOR 2025 04

Table with columns: H, Capital Fund, ORIGINAL APPROP, TRANFRS/ADJSTMTS, REVISED BUDGET, YTD ACTUAL, ENCUMBRANCES, AVAILABLE BUDGET, PCT USE/COL. Rows include Public Health Administration items and Grand Total.

\*\* END OF REPORT - Generated by McCann, Denis \*\*





## Tioga County Public Health

Health & Human Services Building | 1062 State Route 38, Owego, NY 13827

Phone: 607-687-8600 | Fax: 607-223-7030 | [ph.tiogacountyny.gov](http://ph.tiogacountyny.gov)

Heather Vroman, MPH, MEd., Public Health Director



# AGENCY REPORT

March 27-April 23, 2025

### Highlights

- We recognized National Public Health Week (April 7-11), celebrating the work of our Public Health team! We did a social media campaign showcasing the importance of public health work in the community conducting interviews with WBNG and Fox 40. Public Health Administration hosted activities for staff throughout the week.
- Congratulations to Denis McCann for being nominated Tioga County Public Health Team Member of the First Quarter!
- We are excited to announce that the online resource CredibleMind is complete and ready for public use. This website contains tools and resources to support well-being and manage emotional distress. A promotional campaign will occur during May for Mental Health Awareness Month.
- The 2024 Communicable Disease Report has been finalized and we have begun distributing to our local provider offices.
- Presented Tioga Opportunities Family Health Clinic with a certificate for their meticulous health record documentation.
- Completed a presentation on Animal Bites and Potential Rabies Exposures directed toward law enforcement, first responders and 911 dispatch to train them on the process for handling any potential rabies exposures in Tioga County. The PowerPoint presentation has a voiceover and is viewable as a video to make it easier for those in the targeted professions to go through the brief training. At the end of the video there is an attestation to be completed to help our department track its effectiveness.
- NYSDOH conducted the School Based Dental Health Clinic triennial review at the Candor Elementary School. We received compliments for our dental program promotion and advertising, our proactiveness in our Quality Improvement security project and in taking steps to go paperless with our online Enrollment Form. Only one minor corrective action was noted in findings.
- Staff participated in Chalk the Walk for Child Abuse Prevention Month, which was organized by A New Hope Center. Public Health staff wrote messages of positivity and encouragement on the sidewalks at the Health & Human Services Building.
- Strategic Plan objective for creating Employee Engagement Survey with implementation of written plan for Employee Engagement is complete!

### Health Education

- The Health Education Team has been busy creating materials and learning more about the CredibleMind platform. Postcards, Facebook posts and other advertising materials have been created to help promote.
- Submitted grant request to the Mildred Faulkner Tuman Foundation to purchase car seats for the Child passenger Safety distribution program.
- Working with GIS Department to create a "Hot Spot" map to provide a visual depiction of which areas in the county have the most children with elevated blood lead levels.
- For the ASAP Coalition, our Coalition Evaluator came to meet with coalition members. During her time here, she held a training on evaluation and spent time meeting with paid coalition staff going through grant logic models and focus group questions. She also held a virtual training on how to facilitate a focus group/listening sessions.
- ASAP Coalition Coordinators and Deputy Director has a virtual meeting with Coalition Coordinator for Long Beach Aware Coalition to discuss alcohol compliance checks and to learn more about preparing for upcoming compliance checks in Tioga County.

- Working on wrapping up MRC STRONG deliverables. The only things left to submit are the MRC Unit Operations Playbook and the MRC Volunteer Handbook.

### **Environmental Health**

- For the Quality Improvement (QI) Project for Rabies Prevention and Control, the QI team met with program staff to discuss and brainstorm a work procedure/guide for new staff learning how to complete animal exposure investigations.
- Director and Secretary for Environmental Health presented to the Apalachin Fire Department on steps to take following an animal bite or potential rabies exposure.
- Collected water samples throughout the county as required for non-routine fluoride testing. The test detects naturally occurring fluoride.
- Through the Floyd Hooker Grant for lead remediation, we had our first visit where we were able to give out remediation products including our new paint vouchers among other supplies.

### **Patient Services (EI, Dental, Clinic)**

- Senior Early Intervention Service Coordinator did outreach at the Apalachin Library during their story time. There was a huge turnout, which was a perfect opportunity to showcase EI services,
- Both Service Coordinators attended the Early Intervention & Children and Youth with Special Health Care Needs Summit in Albany.
- EI continues to see an increase in children needing services. Meanwhile, the provider shortage becomes worse, with Tioga now losing two therapists.
- Cradlepoint has been completed on the dental van and is now fully connected to the County network.
- Had two demos for new cloud-based dental software that will allow dental staff to access information from the mobile unit and from other locations within Tioga County.
- Director of Dental Health Services met with representatives from Dentaquest, emedny, UHC/Healthplex and Delt Dental/CDPHP to discuss upcoming billing changes to take effect May 1<sup>st</sup>. We are prepared for these changes!
- For Quality Improvement Dental Van Security Project, moving forward with Trueview Security to install door locks, cameras, panic buttons and intercom system on the dental van.
- Public Health Nurse attended the Tuberculosis Intensive Course put on by Rutgers Medical School in New Jersey, a four-day conference which provided valuable information on TB cases.
- Public Health Nurse attended the Psychological First Aid Train the Trainer training, which will prepare her to train individuals who will train others in Psychological First Aid for our Medical Reserve Corp (MRC). Program.
- Communicable disease continues to monitor measles trends for New York State and is staying trained and prepared for any cases, should they occur.

### **Administrative Services**

- Held our annual spring clean up day April 4<sup>th</sup>. Lots of tasks were accomplished. Also as a result of the day we were able to unload several pages of our fixed assets!
- Preschool Provider contracts have been mailed out!
- We received the new Ford Maverick to add to our vehicle fleet!
- Annual review of Tioga County Public Health Administrative Policies was completed.
- All Staff meeting held. Discussed travel expectations and return requirements.
- At April's Board of Health meeting, Director of Administrative Services attended to provide fiscal update.

### Ongoing Support/Partnerships

- Allies in Substance Abuse Prevention Coalition
- Child Fatality Review Team
- Family Enrichment Network (Head Start)
- Lourdes PACT Advisory Board
- Mothers and Babies Perinatal Network
- New York State Association of County Health Officials (NYSACHO)
- New York State Association for Rural Health (NYSARH)
- New York State Association of Counties (NYSAC)
- Racker Center
- Rural Health Network
- Safe Harbor Committee
- S2AY Pivotal Partners Finger Lakes
- Team Tioga
- Tioga County Board of Health
- Tioga County Commissioner's Advisory Council
- Tioga County Council of Governments
- Tioga County Local Emergency Planning Committee (LEPC)
- Tioga County Mental Health Sub-Committee
- Tioga County Non-Profit Network
- Tioga County Threat Assessment Management Team
- Tioga Opportunities

### Attachments:

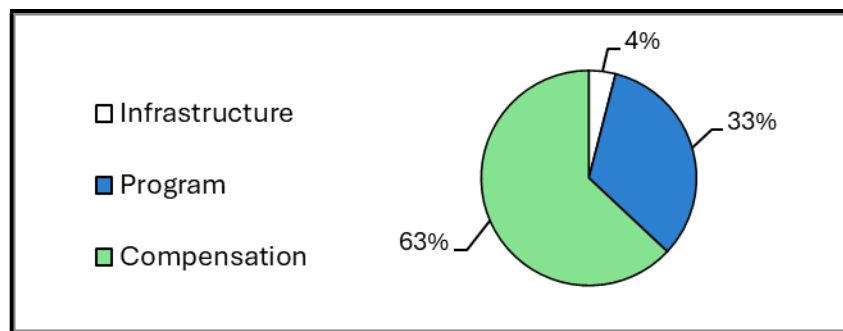
1. Financial Snapshot, YTD thru April 2025.
2. Photographs: Certificate Presented to Tioga Opportunities Family Health Clinic, D. McCann Employee of the First Quarter 2025, TCPH Staff Chalk the Walk Inspirational Messages.
3. Advertisements: "Tioga County Public Health," "April is Alcohol Awareness Month," Owego Pennysaver, April 6, 2025.
4. Guest Editorial: "Meth Use and its effect," Owego Pennysaver, April 6, 2025.
5. Flyer: "What the Health!?", April 2025.
6. Bulletin Boards: "Be a Parent, Not a Bartender," "The Earth's Health Is Our Health," Health & Human Services Building, Owego, April 2025.
7. Bulletin Board: "Don't Get Sick from a Tick!," 56 Main Street, Owego, April 2025
8. Billboard: "Be a Parent Not Bartender," Various Locations, April 2025.
9. Data Spreadsheet March 27- April 23, 2025.

## Financial Snapshot Year-to-date through March 2025\*1,2,3

|                 | Budget<br>2025 | Actual<br>YTD 2025 | Percentage of<br>2025 Budget |
|-----------------|----------------|--------------------|------------------------------|
| <b>REVENUES</b> |                |                    |                              |
| Fees            | 1,265,635      | 123,410            | 10 %                         |
| State/Federal   | 4,086,973      | 0                  | 0 %                          |
| Local           | 3,330,877      | 1,028,631          | 31 %                         |
| TOTAL           | 8,683,485      | 1,152,041          | 13 %                         |

|                     |           |           |      |
|---------------------|-----------|-----------|------|
| <b>EXPENSES</b>     |           |           |      |
| Compensation        | 2,862,548 | 718,385   | 25 % |
| Program Expense     | 5,371,338 | 384,242   | 7 %  |
| Core Infrastructure | 449,599   | 49,414    | 11 % |
| TOTAL               | 8,683,485 | 1,152,041 | 13 % |

### Allocation of Expenses Year-to-date through March 2025



**\*Notes:**

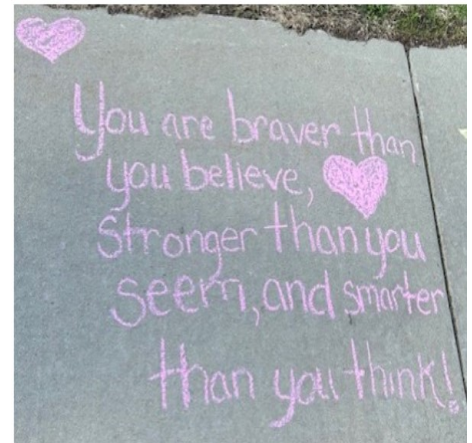
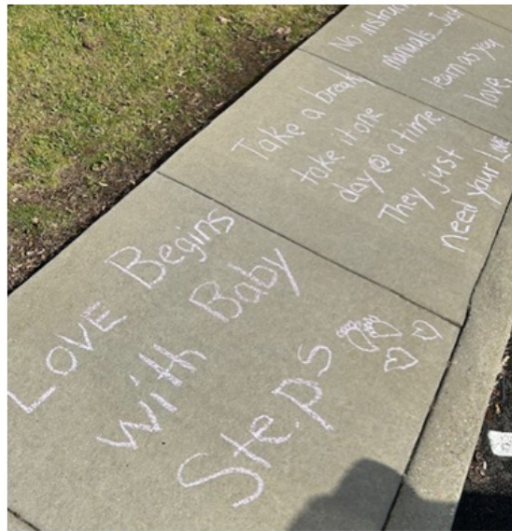
1. These figures represent the most recent 'closed out' month by the Treasurer.
2. Most of January & February revenue are adjusted back to prior year as payments during this time are for services performed in the prior year. State Aid reimbursement is reported a couple months after each quarter ends.
3. Additional funds not including in the reported numbers above are JUUL Settlement Funds & ASAP Coalition grants. These are excluded as they are outside of our County approved budgets and would skew the figures to not being accurate reflections of financial status.



H. Vroman, PHD & L. Dorsey, PHN, Presenting Certificate of Appreciation to Tioga Opportunities Family health Clinic Staff, April 2025.



D. McCann, Employee of the First Quarter 2025, April 2025



TCPH Staff's Chalk the Walk Inspirational Messages for Child Abuse Prevention Month, April 2025

# Tioga County Public Health

## Who We Are:

Tioga County Public Health's mission is to protect and promote the health and well-being of our community through advocacy, education, enforcement, prevention and partnerships.

We strive to serve as the public health leader to ensure the needs of our community are met through an integrated and coordinated network of resources that empower people to improve their quality of life.



Heather Vroman, Public Health Director

## What We Do:

### Community Health

- Child Passenger Safety
- Lead Poisoning Prevention
- Opioid Overdose Prevention
- Public Health Preparedness
- Substance Use Prevention
- Welcome Baby Outreach

### Environmental Health Services

- Animal Bite Investigations
- Food Inspections & Permitting
- Rabies Vaccination Clinics
- Septic System Design
- Water Testing
- Well Head Replacement

### Patient Services

- Child Find
- Communicable Disease Investigation
- Early Intervention
- Immunization Clinic
- Tioga Smiles Dental Van



For more information on our programs and services, scan the QR code or visit [ph.tiogacountyny.gov](http://ph.tiogacountyny.gov).

"Like" Tioga County Public Health on Facebook for health education, upcoming events, and more!

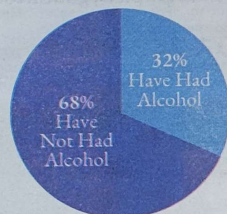
Owego Pennsaver 4/6/2025

# April is Alcohol Awareness Month

## Know the facts!

**32%**

of Tioga County youth report having alcohol in their life.



Underage drinking can change the brain structure and function of teens, making it more likely they will have long term consequences of use.



**13.2**

Is the average age of Tioga County youth's first time trying alcohol.

Tioga County youth start drinking earlier than the rest of New York and the U.S.

|                |      |
|----------------|------|
| Tioga County   | 13.2 |
| New York State | 13.9 |
| U.S.           | 15   |

Youth who start drinking before 15 are 5X more likely to become dependent on alcohol!

**46%**

of Tioga County youth get their alcohol at home with a parent's permission.



Parents play a huge role in shaping youth's attitudes towards alcohol. When parents provide alcohol to their youth, there is an increased risk of future misuse.

Be a parent, not a bartender! Ensure all your alcohol is put away, and out of accessibility to youth. Set clear expectations on your thoughts on alcohol use and be consistent in enforcing rules.

For more information on youth and alcohol use, visit our website at [tiogaasap.org](http://tiogaasap.org)!



Owego Pennsaver 4/6/25

## Guest Editorial: Meth Use and its effect

**BY KRISTIN RUSSELL**  
ON BEHALF OF TIOGA  
COUNTY ASAP

Methamphetamine (commonly referred to as "meth") use continues in rural communities, such as Tioga County. Overdose deaths from stimulants (other than cocaine) have tripled between 2015-2019; methamphetamine and other synthetic stimulants are responsible for approx-

imately 30% of overdose-related deaths. In 2024, approximately 2.5 million people reported methamphetamine use in the past 12 months.

Meth is a powerful and highly addictive stimulant drug that affects the central nervous system. Meth can have devastating effects on the body and brain. It works by triggering the release of dopamine, a neurotrans-

mitter that influences feelings of pleasure and reward. This causes an intense euphoria, which contributes to its addictive potential.

Some early signs of methamphetamine use are hyperactivity, dilated pupils, noticeable and sudden weight loss, skin sores, rapid eye movements, reduced appetite, agitation, erratic sleep patterns, and out-

bursts or mood swings.

Long-term methamphetamine use can lead to severe health problems, including heart disease, stroke, dental decay, extreme weight loss, and cognitive impairments. Psychologically, users may experience anxiety, paranoia, hallucinations, and violent behavior. Prolonged use can also lead to irreversible brain damage, affecting memory, decision-making,

and motor skills.

Methamphetamine addiction is notoriously difficult to treat, but recovery is possible with a combination of behavioral therapies, support systems, and, in some cases, medications. Prevention continues to remain the most effective strategy, as the risks associated with meth use are high and often life-threatening.

By staying informed

about the early signs, it is possible to address methamphetamine use before it's too late.

For more information on methamphetamines, visit <https://www.samhsa.gov/substance-use/learn/stimulants>. If you or someone you love needs help for methamphetamine use, please contact Tioga County Mental Hygiene at (607) 687-4000.

Guest Editorial: Owego Pennsaver, April 6, 2025



# What the Health!?

April 2025

## Did you know?

**New Yorkers spend on average \$7,282 on menstruation products in their lifetime!**

**Affording feminine hygiene products can be a barrier for some women to reproductive health.**

**Tioga Opportunities Inc Family Health Clinic offers free menstruation products. Pre-made bags can be picked up at the clinic or delivered to your home. Message the Tioga Opportunities Inc Family Health Clinic through social media or call 607-687- 5333!**

## Testicular Cancer

is the Most Common Cancer in Men Ages 15 - 44!



Men should start conducting monthly self-exams at the age of 15 and continue through their 20s and 30s.

**Are you doing your monthly checks? They're simple. Here's how!**

1. Cup one testicle at a time using both hands.
2. Examine by rolling the testicle between the thumb and fingers.
3. Look and feel for any hard lumps or any changes in the size, shape, or consistency of the testicles.

## April is Alcohol Awareness Month What are we seeing in Tioga County?

**46%**

of Tioga County youth get their alcohol at home with a parent's permission.

Parents play a huge role in shaping youth's attitudes towards alcohol. When parents provide alcohol to their youth, there is an increased risk of future misuse!

**13.2**

is the average age of Tioga County youth who try alcohol.

This is higher than the U.S. average age of 15!

*Youth who start drinking before 15 are 5X more likely to become dependent on alcohol!*

## April 21st - 28th is National Infant Immunization Week



**Don't fall behind on vaccines!**

The Center for Disease Control and Prevention (CDC) recommended vaccination schedule protects against 14 serious diseases by the age of 2.

**For the birth - 6 immunization schedule scan the QR code!**







Bulletin Boards: Health & Human Services Building, Owego, NY, April 2025.



Bulletin Board: 56 Main Street, Owego, NY, April 2025.

## DON'T GET SICK FROM A TICK! TICKBORNE ILLNESS IS ON THE RISE IN TIOGA COUNTY!

When you think of tickborne illness you probably think "Lyme Disease" however Lyme is just one of many tickborne illnesses and they can all have devastating effects on the body. In our area, Lyme Disease, Anaplasmosis, Babesiosis, Ehrlichiosis, and even Rocky Mountain Spotted Fever have been reported!

| Tickborne Illness            | 2021       | 2022       | 2023       |
|------------------------------|------------|------------|------------|
| Anaplasmosis                 | 58         | 82         | 50         |
| Babesiosis                   | 87         | 4          | 111        |
| Ehrlichiosis                 | 2          | 2          | 6          |
| Lyme Disease                 | 49         | 103        | 97         |
| Rocky Mountain Spotted Fever | 3          | 2          | 11         |
| <b>Total Cases Reported</b>  | <b>209</b> | <b>193</b> | <b>225</b> |

**PREVENT TICK BITES**  
Know where to expect ticks! Ticks live in grassy, brushy, or wooded areas. Avoid these areas whenever possible. Avoid contact with ticks by walking in the center of trails.  
Treat clothing and gear. Products containing bug repellent can be used to treat boots, clothing, and sleeping gear.  
Use EPA registered insect repellents.  
Check your clothing, gear, and pets for ticks! You can tumble dry clothes in a dryer on high heat for 10 minutes to kill ticks on dry clothing.  
Shower soon after being outdoors to wash off unattached ticks. Showering is also a good time to do a tick check!  
Check your child's body for ticks after being outside or have someone else help check hard to see areas.

**TICK REMOVAL**  
1. Use clean, fine-tipped tweezers to grasp the tick as close to the skin's surface as possible.  
2. Pull upward with steady, even pressure. Don't twist or jerk the tick.  
3. After removing the tick, thoroughly clean the bite area and your hands with rubbing alcohol or soap and water.  
4. Never crush a tick with your fingers. Dispose of a live tick by putting it in alcohol, placing it in a sealed bag/container, wrapping it tightly in tape, or flushing it down the toilet.

**SIGNS AND SYMPTOMS OF TICKBORNE ILLNESS**  
• Fever/Chills  
• Aches and Pains  
• Rash  
Many tickborne illnesses can have similar signs and symptoms. If you get a tick bite and develop these symptoms within a few weeks, see your healthcare provider.

Learn more at [ph.tiogacounty.ny.gov](http://ph.tiogacounty.ny.gov)

Billboard: Various Locations, April 2025



# DATA SPREADSHEET

March 27- April 23, 2025

| <b><u>PUBLIC HEALTH ACTIVITIES</u></b>                                 | <b><u>Y-E 2023</u></b> | <b><u>Y-E 2024</u></b> | <b><u>Mar-25</u></b> | <b><u>Apr-25</u></b> | <b><u>Y-T-D</u></b> |
|--|------------------------|------------------------|----------------------|----------------------|---------------------|
| <b>Community Health</b>  |                        |                        |                      |                      |                     |
| Communicable Disease   | 2438                   | 3082                   | 273                  | 120                  | 1526                |
| - General Infectious Diseases (Campylobacterious, Salmonellosis, etc.) | 61                     | 330                    | 46                   | 12                   | 289                 |
| - Zoonotic Diseases (Anaplasmosis, Lyme, etc.)                         | 375                    | 352                    | 10                   | 13                   | 54                  |
| - Vaccine-Preventable Diseases (COVID-19, Influenza, etc.)             | 1897                   | 2281                   | 213                  | 86                   | 1152                |
| Child Passenger Safety Seats Inspected                                 | 47                     | 49                     | 3                    | 4                    | 12                  |
| - Child Seats FAILED Inspection  | 36                     | 40                     | 3                    | 2                    | 9                   |
| Immunizations total child and adult                                    | 62                     | 87                     | 0                    | 2                    | 9                   |
| Children Lead Tested (6 years and under)                               | 913                    | 812                    | 98                   | 81                   | 304                 |
| Newly Identified Children with Elevated Blood Lead Levels              | 22                     | 10                     | 1                    | 0                    | 1                   |
| Current Children with EBLL Caseload                                    | N/A                    | NA                     | 19                   | 19                   | N/A                 |
| - Welcome Baby Packets Mailed  | 77                     | 298                    | 33                   | 20                   | 123                 |
| People Trained w/ Narcan   | 145                    | 96                     | 0                    | 0                    | 0                   |
| <b>Dental</b>  |                        |                        |                      |                      |                     |
| New Clients  | 311                    | 325                    | 38                   | 41                   | 162                 |
| Dental Screenings  | 1141                   | 1227                   | 149                  | 99                   | 478                 |
| - Clients with Low Decay Risk  | 374                    | 461                    | 26                   | 13                   | 128                 |
| -Clients with Moderate Decay Risk                                      | 419                    | 274                    | 50                   | 32                   | 140                 |
| - Clients with High Decay Risk   | 344                    | 493                    | 72                   | 53                   | 209                 |
| Extractions  | 102                    | 170                    | 29                   | 20                   | 79                  |
| <b>Children Services</b>   |                        |                        |                      |                      |                     |
| Early Intervention Referrals   | 206                    | 195                    | 18                   | 14                   | 51                  |
| - Early Intervention CURRENT Caseload *Monthly total                   | N/A                    | N/A                    | 41                   | 46                   | N/A                 |
| - EI children waiting for service(s)                                   | N/A                    | 34                     | 8                    | 9                    | N/A                 |
| <b>Preschool</b>   |                        |                        |                      |                      |                     |
| - Children in tuition based program                                    | N/A                    | 349                    | 22                   | 24                   | N/A                 |
| - Children receiving transportation services under Serafini contract   | N/A                    | 223                    | 13                   | 15                   | N/A                 |
| - Children receiving transportation by parents                         | N/A                    | 126                    | 9                    | 9                    | N/A                 |

|  |      |      |         |         |           |
|--|------|------|---------|---------|-----------|
| <b>Child Find</b>  |      |      |         |         |           |
| - Current Children being served                                    | N/A  | N/A  | 21      | 20      | N/A       |
| <b>Environmental Health</b>  |      |      |         |         |           |
| Animal bite investigations   | 198  | 238  | 23      | 19      | 73        |
| - Individuals requiring Rabies Series (N)                          | 2    | 51   | 2       | 0       | 2         |
| Rabies Clinics   | 8    | 9    | 1       | 0       | 2         |
| - Number of Animals Vaccinated                                     | 1098 | 1377 | 82      | 0       | 249       |
| Food Establishment Inspections                                     | 247  | 228  | 20      | 17      | 72        |
| Temporary Food Inspections   | 66   | 62   | 1       | 1       | 3         |
| Clean Indoor Air Act Complaints (Smoking)                          | 0    | 1    | 0       | 2       | 3         |
| Mobile Home Park Inspections                                       | 37   | 35   | 7       | 6       | 16        |
| Swimming Pool Inspections  | 11   | 11   | 0       | 0       | 0         |
| Tanning Inspections  | 1    | 2    | 0       | 0       | 0         |
| ATUPA Checks (Underage Tobacco Sales)                              | 108  | 116  | 38      | 0       | 73        |
| - ATUPA Violations   | 3    | 2    | 1       | 0       | 1         |
| Wellhead Replacement Projects In Progress                          | N/A  | 60   | 10      | 8       | 37        |
| Wellhead Replacement Projects Completed                            | N/A  | 30   | 0       | 3       | 5         |
| Children's Camp Inspections  | 7    | 13   | 0       | 0       | 0         |
| Agriculture Fairground Inspections                                 | 2    | 3    | 0       | 0       | 0         |
| Nuisance Complaints  | 7    | 25   | 4       | 5       | 17        |
| Enforcement Actions  | 72   | 45   | 5       | 1       | 22        |
| <b>Weights &amp; Measures</b>                                      |      |      |         |         |           |
| Inspection Sites   | 110  | 201  | 16      | 14      | 52        |
| -Devices Inspected   | 604  | 448  | 20      | 26      | 100       |
| Training Hrs./Equipment Maintenance                                | 27   | 43   | 6       | 4       | 16        |
| <b>Fiscal-Electronic Payments &amp; Applications</b>               |      |      |         |         |           |
| Total Number of Electronic Payments (All Programs)                 | N/A  | N/A  | 6       | 11      | 26        |
| Total Dollar Amount of Electronic Payments Received (All Programs) | N/A  | N/A  | \$2,033 | \$3,418 | \$6,997.2 |
| Number of Electronic Applications Received                         | N/A  | N/A  | 0       | 2       | 2         |

REFERRED TO:

HEALTH & HUMAN SERVICES COMMITTEE  
FINANCE COMMITTEE

RESOLUTION NO. -25

AMEND BUDGET & APPROPRIATE FUNDS  
PUBLIC HEALTH

WHEREAS: Tioga County Public Health (TCPH) was awarded funds toward the Child Passenger Safety Program from Visions Federal Credit Union (VFCU); and

WHEREAS: TCPH has received the funds; and

WHEREAS: Amending of Budget and Appropriation of Funds requires Legislative approval; therefore be it

RESOLVED: That funding be appropriated as follows:

From:

A4053 422800-VFCU Public Health Local Grants \$1,000

To:

A4053 540487-VFCU Public Health: Program Expense \$1,000

REFERRED TO:

HEALTH & HUMAN SERVICES COMMITTEE

RESOLUTION NO. -25

AUTHORIZATION TO APPLY FOR GRANT  
PUBLIC HEALTH

WHEREAS: Tioga County Public Health (TCPH) has identified a grant opportunity to provide funding toward their Traffic Safety Car Seat Program; and

WHEREAS: County Policy requires Legislative approval for grant applications; and

WHEREAS: TCPH seeks approval from Tioga County Legislature to apply for the grant offered by Mildred Faulkner Truman Foundation; and

WHEREAS: The amount of the grant funding is not yet determined, yet has a maximum award amount of \$2,500; and

WHEREAS: There will be no additional County cost for the grant (i.e. cash match) if awarded; and

WHEREAS: If awarded the grant, TCPH will submit a resolution to amend budget and appropriate the funds at that time; and

WHEREAS: The Tioga County Legislature supports TCPH in pursuing funding to provide this program to Tioga County residents; therefore be it

RESOLVED: That Tioga County Public Health is authorized to submit a grant application to Mildred Faulkner Truman Foundation for up to \$2,500.

REFERRED TO: HEALTH AND HUMAN SERVICES COMMITTEE

RESOLUTION NO. -25 AUTHORIZE EXTENSION OF AGREEMENT FOR  
TRANSPORTATION SERVICES FOR THE  
PRESCHOOL SPECIAL EDUCATION  
CHILDREN'S PROGRAM  
PUBLIC HEALTH

WHEREAS: Legislature approval is required for contracts exceeding \$10,000 and requiring signature of the Chair of the Legislature or County Administrator; and

WHEREAS: Resolution No. 175-22 authorized the Transportation Services contract with Serafini Transportation Corp. and Tioga County Public Health (TCPH); and

WHEREAS: TCPH and Serafini Transportation Corp. have agreed to extend the contract for an additional three years as Serafini Transportation Corp. has been the sole bidder for years and has successfully managed this challenging to coordinate program; and

WHEREAS: TCPH and Serafini Transportation Corp. have agreed to continue the cost-basis amounts of the current contract with an annual adjustment at the rate of the Consumer Price Index as established by the Federal government each March; therefore be it

RESOLVED: That the Tioga County Legislature recognizes Serafini Transportation Corp. as the sole source of Transportation Services to the Preschool Handicapped Children's Program available to Tioga County and authorizes the Chair of the Tioga County Legislature or the County Administrator to sign the three-year extension agreement with Serafini Transportation Corp. for the provision of Transportation Services to Preschool Special Education Children at current contract rate plus an adjustment reflecting the twelve month change in the Bureau of Labor Statistics Consumer Price Index for All Urban Consumers (CPI-U) Transportation Services as reported for of March of that year.

**COUNTY OF TIOGA  
EXECUTIVE PROCLAMATION**

WHEREAS: Stroke is a leading cause of serious long-term disability and the fifth leading cause of death in the United States; and

WHEREAS: In Tioga County stroke has a mortality rate of 31.6 per 100,000 population according to data from 2020-2022; and

WHEREAS: High blood pressure, high cholesterol, smoking, obesity, and diabetes are leading causes of stroke and one in three Americans has at least one of these conditions or habits; and

WHEREAS: Warning signs of stroke include sudden numbness or weakness of the face, arm or leg, especially on one side of the body; sudden confusion, trouble speaking or understanding; sudden trouble seeing in one or both eyes; sudden trouble walking, dizziness, loss of balance or coordination; and sudden severe headache with no known cause; and

WHEREAS: Ninety-three percent of Americans recognized that sudden numbness on one side is a symptom of stroke, but only 38% were aware of all major symptoms and knew to call 9-1-1 when someone was having a stroke; and

WHEREAS: Patients who arrive at the emergency room within 3 hours of their first symptoms often have less disability 3 months after a stroke than those who received delayed care; and

WHEREAS: New and effective treatments have been developed to treat and minimize the severity and damaging effect of strokes, but much more research is needed, therefore

THE TIOGA COUNTY LEGISLATURE, County of Tioga, does hereby proclaim the month of May 2025 as:

**AMERICAN STROKE MONTH IN TIOGA COUNTY**

and urges all the citizens of our County to familiarize themselves with the risk factors associated with stroke, recognize the warning signs and symptoms, and on the first signs of a stroke dial 9-1-1 immediately so that we might begin to reduce the devastating effects of stroke on our population.

Dated: May 13, 2025

\_\_\_\_\_  
MARTHA SAUERBREY, CHAIR  
TIOGA COUNTY LEGISLATURE